



MOOS MIX

Artikel Nr. MOSMIX0085FVPRW

Get the experience of the forest in interior spaces - with this colourful green surface made from real moss. A mix of light and dark green moss creates a forest-like look. The bright green colour and the moisture-regulating properties of our moss create a sense of freshness in your interior design. The interior climate is improved and our well-being is increased.

- the moisture-regulating properties of our moss improve the interior climate
- the biophilic design of the surfaces increases wellbeing and reduces stress
- the mix of green hues creates a natural effect

Upcycled light and dark green moss in full, premium coverage, available on Flax fleece and self-adhesive foil - making every application in interior design possible.

Characteristics

Raw material	Colourful mix of light and dark green moss
Scent	● ○ ○
Light fastness	● ● ○
Abrasion resistance	● ● ●
Vibrancy	● ● ●

Technical details

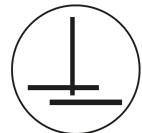
Backing	Flax Backing
Format	Rolled goods, width: 1,360 mm
MOQ	1 m ² (ca. 0.74 running metre)
Firebehaviour Weight	665 g/m ²
Thickness	0,8 mm
Flexibility	Bending radii up to 0,5 mm
Translucency	opaque

Material details


Wallpapering technique Do not apply glue to the back of the wallpaper, but to the surface. Please note our glue recommendations.



Overlap and double-cut Each panel overlaps approx. 2 cm with the one next to it. Please note the edge tolerance.



Free match Free match
The naturally scattered materials do not require matching patterns between panels.



Breathable

The natural flax fleece backing is breathable, unbleached, ecological and climate regulating.



Processing

Wallpaper

Installation of Organoid natural surfaces on Flax backing as a wallpaper:

- Wall-pasting technique
- Pay attention to Organoid glue recommendations
- Double cut: Each panel overlaps with the one next to it (approx. 2 cm)
- Cut with scissors, cutter or plotter
- Pre-trials recommended
- In the case of wallpapers, the effect is to be checked after processing three strips. Claims that go beyond the replacement of defective goods will not be accepted.

To Installation


wood workers

Installation of Organoid natural surfaces on Flax backing in woodworking:

- Process with normal wood-working machinery
- Glue (e.g. white glue) is applied onto the wooden materials, as the fleece absorbs moisture and glue stains may appear on the front if glue is applied to the fleece
- Cover the natural surface with the enclosed separating paper
- pressing temperature. 60°C
- For sensitive wood-working applications, use a counter-balance (enclosed on request)
- Cut with scissors, cutter or plotter
- Pre-trials recommended

To Installation

Inspiration



Organoid Technologies GmbH

6500 Fließ

Nesselgarten 422

www.organoids.com

info@organoids.com

Tel. [+43 5449 200 01](tel:+43544920001)

27.2.2024